

2015 Campus Climate Survey on Sexual Assault and Sexual Misconduct: Overview of Cornell Results

Presented by:

Marne Einarson

Institutional Research and Planning

mke3@cornell.edu

October 14, 2015

Cornell participated in this AAU survey along with 26 other colleges and universities

- Conducted by Westat from April 13 to May 4
- 3,906 Cornell students completed the survey for an overall response rate of 19%

Goals of the survey:

- Estimate the prevalence of nonconsensual sexual contact, as well as harassment, stalking and intimate partner violence
- Explore student views of the campus climate regarding sexual assault and sexual misconduct
- Assess students' knowledge and use of campus policies and resources related to sexual assault and sexual misconduct

Prevalence of sexual assault and sexual misconduct

Nonconsensual sexual contact:

- **Penetration (completed and attempted) plus**
- **Sexual touching**

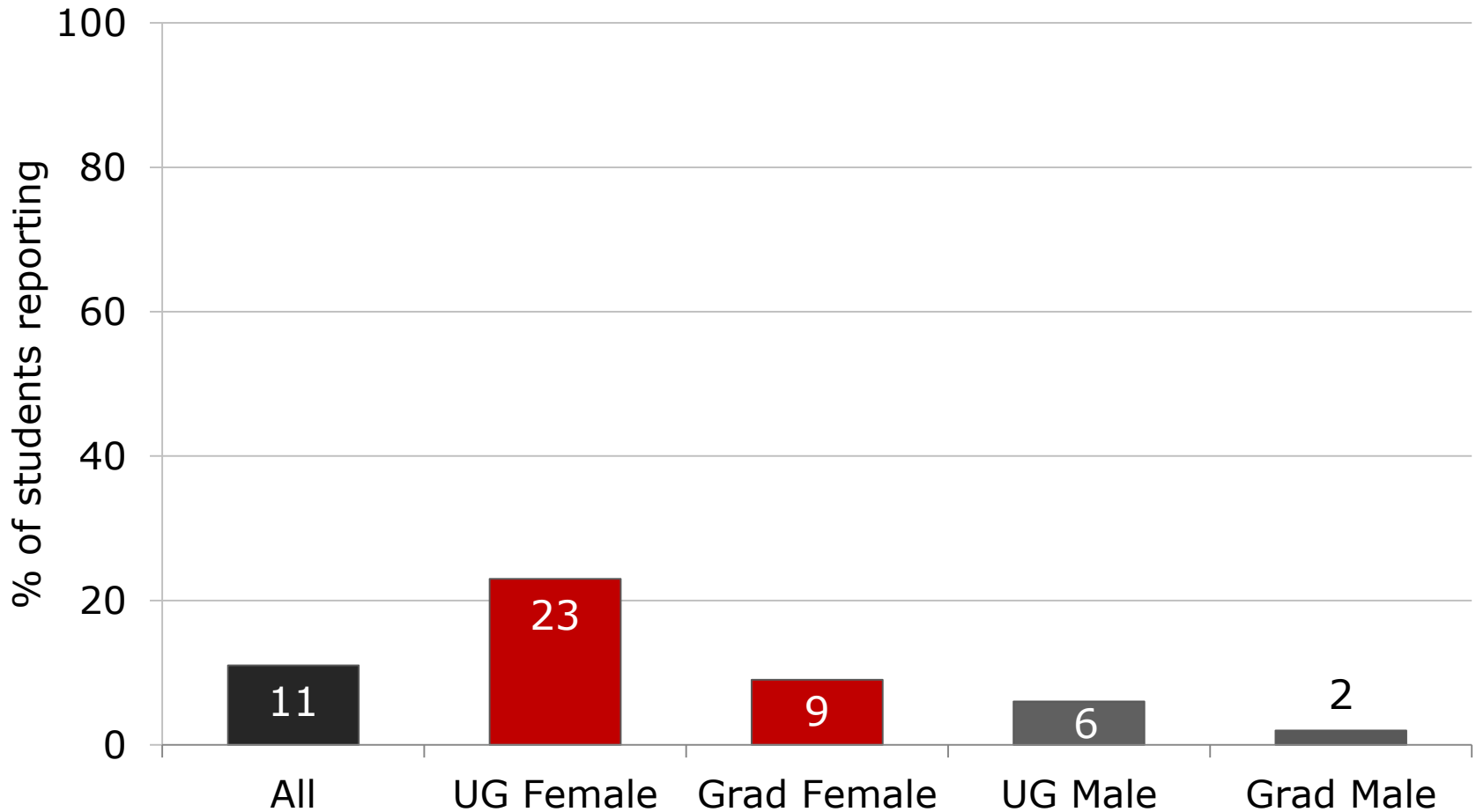
that involved the use of:

- **Physical force or threats of physical force**
- **Incapacitation**
- Coercive threats of non-physical harm
- Failure to obtain affirmative consent

Sexual misconduct:

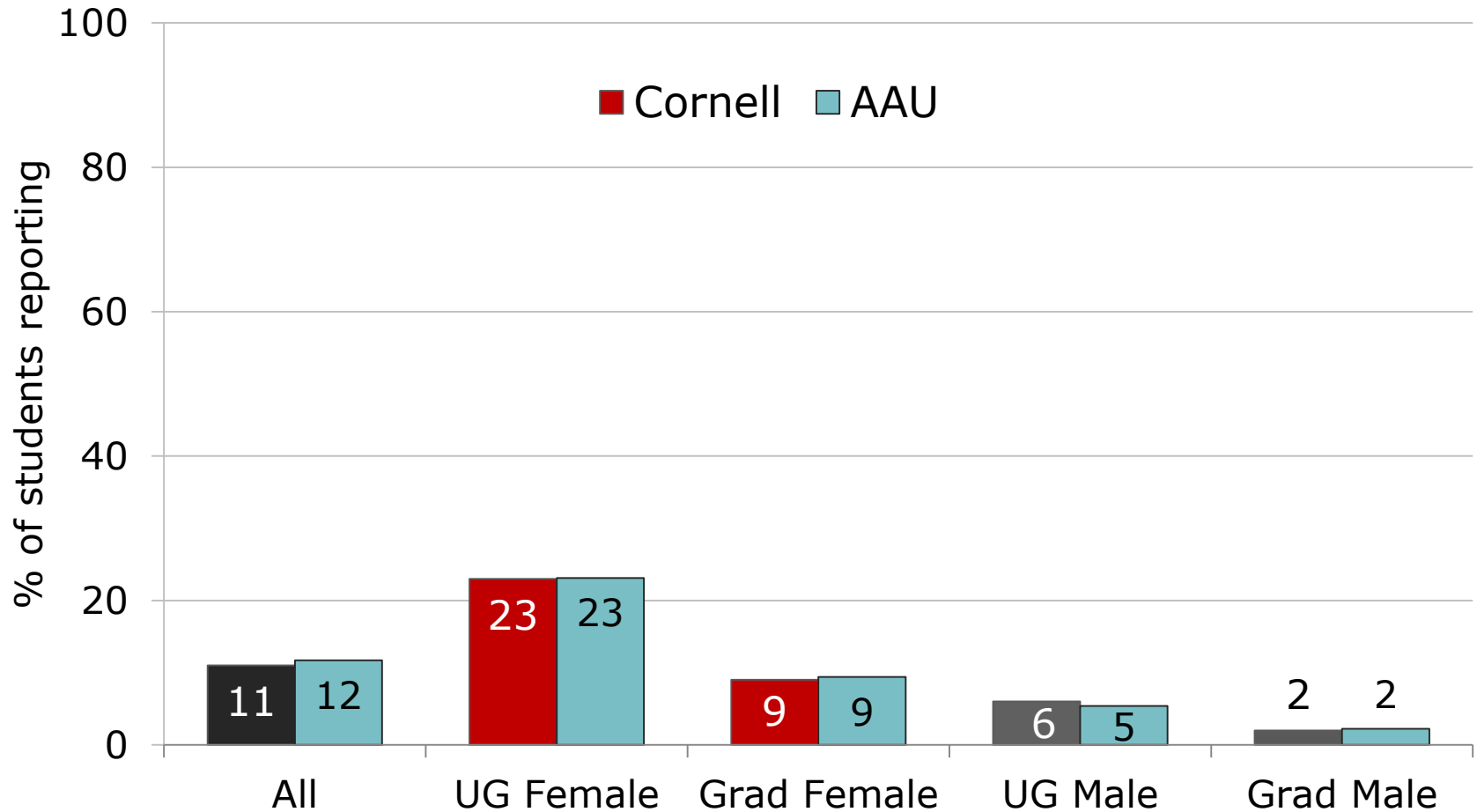
- **Sexual harassment**
- Intimate partner violence
- Stalking

Prevalence of nonconsensual sexual contact* involving force or incapacitation *by gender and enrollment status, since at Cornell*



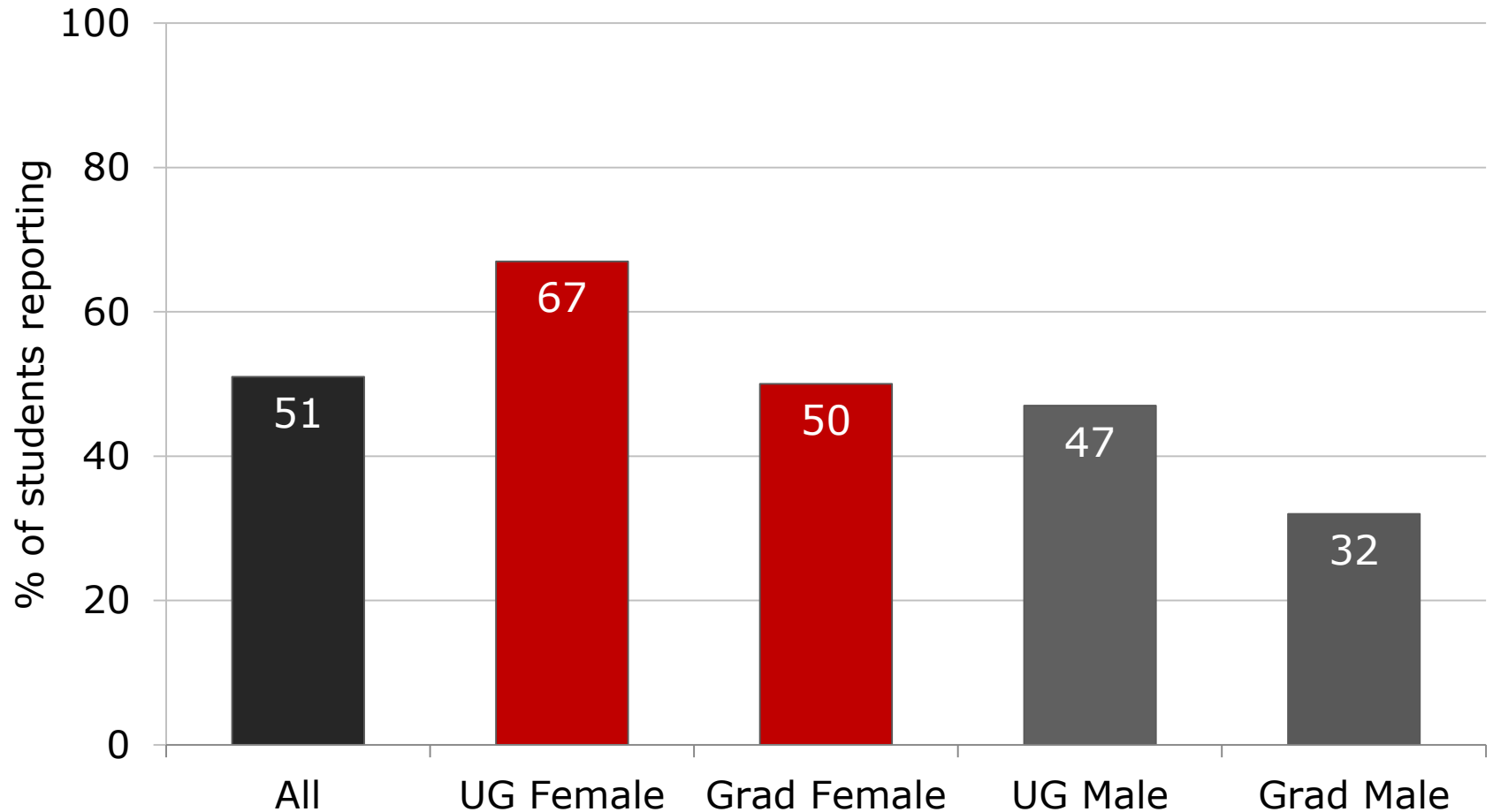
*Nonconsensual sexual contact includes completed or attempted penetration **and** sexual touching.

Prevalence of nonconsensual sexual contact* involving force or incapacitation *by gender and enrollment status, Cornell and AAU*

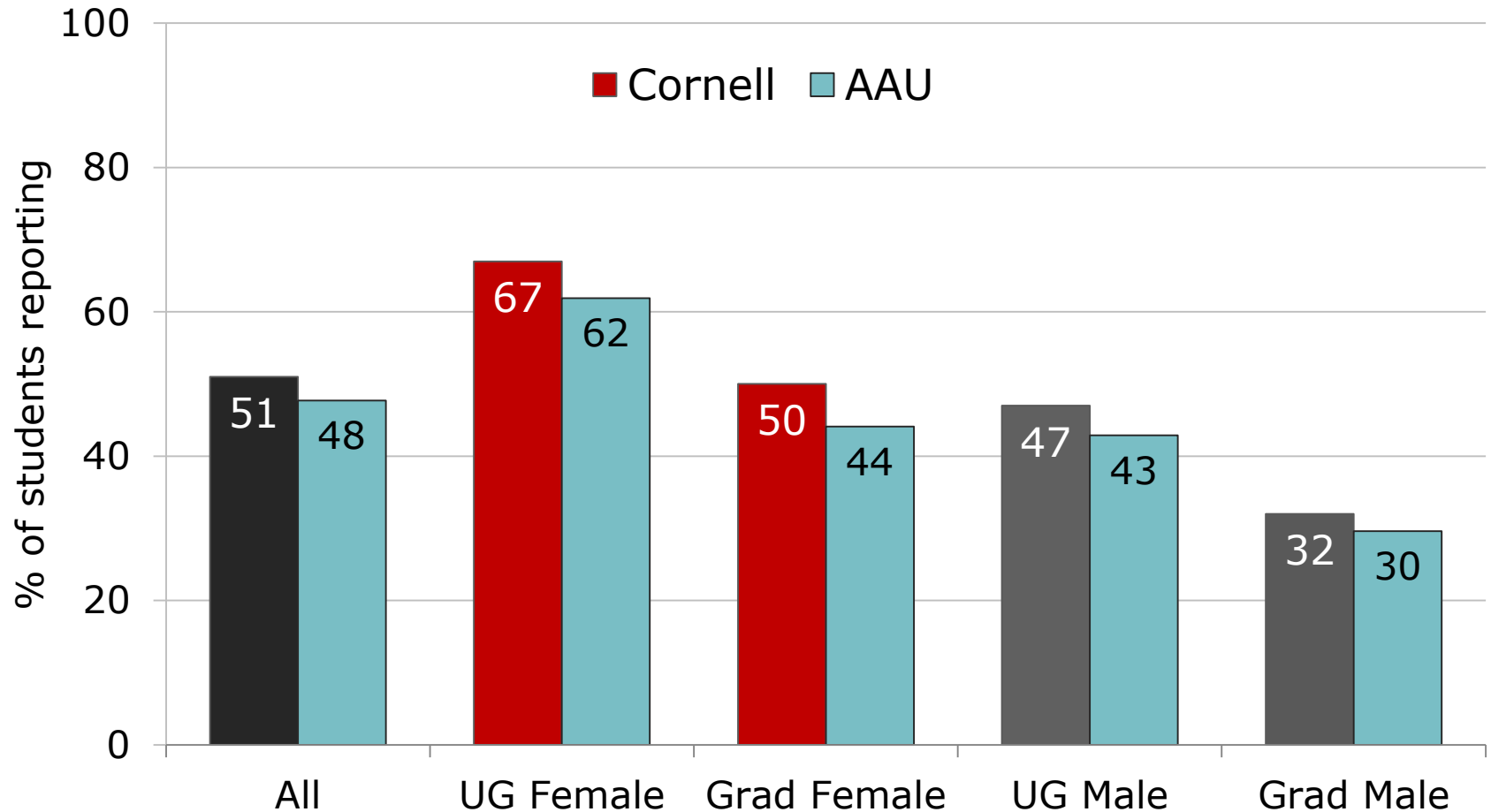


*Nonconsensual sexual contact includes completed or attempted penetration **and** sexual touching.

Prevalence of sexual harassment by gender and enrollment status, since at Cornell



Prevalence of sexual harassment by gender and enrollment status, Cornell and AAU



(Not) Reporting nonconsensual sexual experiences

Substantial gap between experiencing and reporting sexual assault or misconduct to a program or resource

Reporting rates (from highest to lowest):

- Stalking (35%)
- Penetration by force (24%)
- Intimate partner violence (18%)
- Penetration by incapacitation (13%)
- Sexual touching by force (9%)
- Sexual harassment (7%)
- Sexual touching by incapacitation (2%)



SHARE

Sexual Harassment and Assault - Response and Education

2015 Campus Climate Survey on Sexual Assault and Sexual Misconduct

GET HELP NOW

If you need immediate emergency assistance or to report a crime, call 911. To reach the Cornell Police, call (607)

Cornell survey results and AAU aggregate results are available at: **share.cornell.edu**